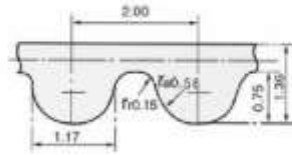
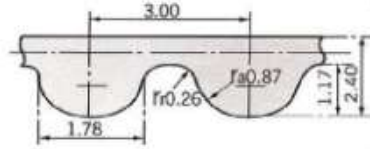


Dimension of Synchronous BelHHTD-2M



Type	Pitch Length (mm)	Sleeve Width (mm)	Teeth No.
96-2M	96.00	160	49
100-2M	100.00	160	50
102-2M	102.00	160	51
112-2M	112.00	160	56
130-2M	130.00	200	65
132-2M	132.00	160	66
154-2M	154.00	200	77
162-2M	162.00	160	81
176-2M	176.00	160	86
180-2M	180.00	200	90
194-2M	194.00	200	97
208-2M	208.00	200	104
210-2M	210.00	200	105
214-2M	214.00	200	107
216-2M	216.00	200	108
250-2M	250.00	200	125
260-2M	260.00	450	130
270-2M	270.00	200	135
336-2M	336.00	450	168
340-2M	340.00	450	170
360-2M	360.00	450	180
368-2M	368.00	450	194
460-2M	460.00	450	230
488-2M	488.00	450	244
494-2M	494.00	450	247
506-2M	506.00	450	253
660-2M	660.00	450	330
750-2M	750.00	450	375

Dimension of Synchronous Belt HTD-3M



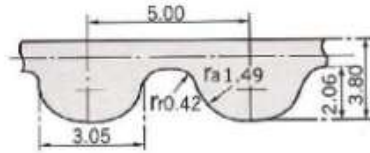
Type	Pitch Length (mm)	Sleeve Width (mm)	Teeth No.
60-3M	60.00	60	20
81-3M	81.00	60	27
87-3M	87.00	160	29
99-3M	99.00	160	33
102-3M	102.00	160	34
111-3M	111.00	160	37
117-3M	117.00	160	39
120-3M	120.00	200	40
126-3M	126.00	160	42
129-3M	129.00	100	43
132-3M	132.00	160	44
138-3M	138.00	160	46
141-3M	141.00	200	47
144-3M	144.00	100	48
150-3M	150.00	150	50
153-3M	153.00	160	51
156-3M	156.00	200	52
159-3M	159.00	200	53
162-3M	162.00	200	54
165-3M	165.00	100	55
168-3M	168.00	160	56
171-3M	171.00	200	57
174-3M	174.00	160	58
177-3M	177.00	200	59
180-3M	180.00	160	60
186-3M	186.00	160	62
189-3M	189.00	160	63
192-3M	192.00	160	64
195-3M	195.00	160	65
198-3M	198.00	200	66
201-3M	201.00	200	67
204-3M	204.00	450	68
207-3M	207.00	200	69
210-3M	210.00	200	70

Type	Pitch Length (mm)	Sleeve Width (mm)	Teeth No.
213-3M	213.00	200	71
222-3M	222.00	200	74
225-3M	225.00	200	75
228-3M	228.00	200	76
234-3M	234.00	200	78
237-3M	237.00	200	79
240-3M	240.00	200	80
246-3M	246.00	200	82
252-3M	252.00	450	84
255-3M	255.00	450	85
264-3M	264.00	450	88
267-3M	267.00	450	89
270-3M	270.00	450	90
276-3M	276.00	450	92
282-3M	282.00	450	94
285-3M	285.00	450	95
288-3M	288.00	450	96
291-3M	291.00	450	97
294-3M	294.00	450	98
300-3M	300.00	450	100
306-3M	306.00	450	102
309-3M	309.00	450	103
312-3M	312.00	450	104
318-3M	318.00	450	106
324-3M	324.00	450	108
327-3M	327.00	450	109
330-3M	330.00	450	110
333-3M	333.00	450	111
336-3M	336.00	450	112
339-3M	339.00	450	113
342-3M	342.00	450	114
345-3M	345.00	100	115
348-3M	348.00	200	116
357-3M	357.00	450	119

Type	Pitch Length (mm)	Sleeve Width (mm)	Teeth No.
360-3M	360.00	450	120
363-3M	363.00	450	121
366-3M	366.00	450	122
375-3M	375.00	450	125
384-3M	384.00	450	128
390-3M	390.00	450	130
393-3M	393.00	450	131
396-3M	396.00	450	132
399-3M	399.00	450	133
420-3M	420.00	450	140
423-3M	423.00	450	141
426-3M	426.00	200	142
447-3M	447.00	450	149
450-3M	450.00	450	150
459-3M	459.00	450	153
462-3M	462.00	450	154
471-3M	471.00	450	157
474-3M	474.00	450	158
477-3M	477.00	450	159
480-3M	480.00	160	160
483-3M	483.00	450	161
486-3M	486.00	450	162
489-3M	489.00	450	163
492-3M	492.00	450	164
495-3M	495.00	450	165
501-3M	501.00	200	167
510-3M	510.00	450	170
513-3M	513.00	450	171
519-3M	519.00	450	173
522-3M	522.00	450	174
531-3M	531.00	450	177
537-3M	537.00	450	179
558-3M	558.00	450	186
564-3M	564.00	200	188
570-3M	570.00	450	190
573-3M	573.00	450	191
576-3M	576.00	450	192
579-3M	579.00	450	193
582-3M	582.00	200	194
597-3M	597.00	450	199
600-3M	600.00	450	200
606-3M	606.00	450	202
609-3M	609.00	450	203

Type	Pitch Length (mm)	Sleeve Width (mm)	Teeth No.
612-3M	612.00	450	204
633-3M	633.00	200	211
639-3M	639.00	450	213
648-3M	648.00	450	216
654-3M	654.00	450	218
657-3M	657.00	450	219
669-3M	669.00	450	223
675-3M	675.00	160	225
684-3M	684.00	450	228
699-3M	699.00	140	233
708-3M	708.00	450	236
711-3M	711.00	200	237
720-3M	720.00	450	240
750-3M	750.00	200	250
753-3M	753.00	450	251
801-3M	801.00	450	267
804-3M	804.00	450	268
813-3M	813.00	140	271
843-3M	843.00	200	281
885-3M	885.00	200	295
939-3M	939.00	200	313
1026-3M	1026.00	440	342
1125-3M	1125.00	200	375
1176-3M	1176.00	450	392
1209-3M	1209.00	450	403
1245-3M	1245.00	190	415
1263-3M	1263.00	200	421
1344-3M	1344.00	200	448
1401-3M	1401.00	200	467
1569-3M	1569.00	440	523
1800-3M	1800.00	450	600
1950-3M	1950.00	450	650
2160-3M	2160.00	450	720
2388-3M	2388.00	450	796
2640-3M	2640.00	450	880
3000-3M	3000.00	450	1000
3210-3M	3210.00	450	1070
3390-3M	3390.00	450	1130
6804-3M	6804.00	450	2268

Dimension of Synchronous Belt HTD-5M

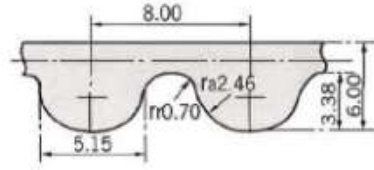


Type	Pitch Length (mm)	Sleeve Width (mm)	Teeth No.	Type	Pitch Length (mm)	Sleeve Width (mm)	Teeth No.
180-5M	180.00	200	36	430-5M	430.00	450	86
200-5M	200.00	200	40	440-5M	440.00	450	88
210-5M	210.00	200	42	445-5M	445.00	450	89
215-5M	215.00	200	43	450-5M	450.00	200	90
225-5M	225.00	200	45	460-5M	460.00	450	92
235-5M	235.00	200	47	470-5M	470.00	450	94
250-5M	250.00	180	50	475-5M	475.00	450	95
255-5M	255.00	200	51	480-5M	480.00	450	96
265-5M	265.00	450	53	490-5M	490.00	450	98
270-5M	270.00	450	54	500-5M	500.00	450	100
280-5M	280.00	450	56	505-5M	501.00	450	101
285-5M	285.00	450	57	510-5M	510.00	450	102
295-5M	295.00	450	59	520-5M	520.00	450	104
300-5M	300.00	450	60	525-5M	525.00	450	105
305-5M	305.00	450	61	535-5M	535.00	450	107
310-5M	310.00	450	62	540-5M	540.00	450	108
320-5M	320.00	450	64	550-5M	550.00	450	110
325-5M	325.00	450	65	560-5M	560.00	450	112
330-5M	330.00	200	66	565-5M	565.00	200	113
340-5M	340.00	450	68	570-5M	570.00	450	114
345-5M	345.00	450	69	575-5M	575.00	450	115
350-5M	350.00	200	70	585-5M	585.00	450	117
360-5M	360.00	450	72	590-5M	590.00	450	118
365-5M	365.00	450	73	600-5M	600.00	450	120
370-5M	370.00	450	74	605-5M	605.00	450	121
375-5M	375.00	450	75	610-5M	610.00	450	122
380-5M	380.00	450	76	615-5M	615.00	200	123
385-5M	385.00	450	77	620-5M	620.00	450	124
395-5M	395.00	450	79	625-5M	625.00	200	125
400-5M	400.00	450	80	630-5M	630.00	450	126
405-5M	405.00	450	81	635-5M	635.00	200	127
410-5M	410.00	450	82	640-5M	640.00	450	128
420-5M	420.00	450	84	645-5M	645.00	450	129
425-5M	425.00	450	85	650-5M	650.00	450	130

Type	Pitch Length (mm)	Sleeve Width (mm)	Teeth No.
655-5M	655.00	450	131
665-5M	665.00	450	133
670-5M	670.00	450	134
675-5M	675.00	450	135
685-5M	685.00	450	137
690-5M	690.00	450	138
695-5M	695.00	450	139
700-5M	700.00	450	140
710-5M	710.00	450	142
715-5M	715.00	450	143
720-5M	720.00	450	144
725-5M	725.00	450	145
740-5M	740.00	450	148
745-5M	745.00	450	149
750-5M	750.00	450	150
755-5M	755.00	220	151
770-5M	770.00	220	154
775-5M	775.00	450	155
780-5M	780.00	450	156
790-5M	790.00	450	158
800-5M	800.00	450	160
810-5M	810.00	450	162
825-5M	825.00	200	165
830-5M	830.00	450	166
835-5M	835.00	450	167
850-5M	850.00	200	170
860-5M	860.00	450	172
870-5M	870.00	450	174
890-5M	890.00	250	178
900-5M	900.00	450	180
920-5M	920.00	450	184
925-5M	925.00	450	185
935-5M	935.00	450	187
950-5M	950.00	450	190
960-5M	960.00	200	192
965-5M	965.00	450	193
975-5M	975.00	450	195
980-5M	980.00	450	196
1000-5M	1000.00	450	200
1025-5M	1025.00	200	205
1035-5M	1035.00	450	207
1050-5M	1050.00	450	210
1100-5M	1100.00	450	220
1125-5M	1125.00	450	225

Type	Pitch Length (mm)	Sleeve Width (mm)	Teeth No.
1350-5M	1350.00	450	270
1375-5M	1375.00	450	275
1400-5M	1400.00	450	280
1420-5M	1420.00	200	284
1455-5M	1455.00	450	291
1500-5M	1500.00	450	300
1595-5M	1595.00	200	319
1690-5M	1690.00	450	338
1700-5M	1700.00	450	340
1730-5M	1730.00	450	346
1790-5M	1790.00	450	358
1800-5M	1800.00	200	360
1870-5M	1870.00	250	374
1895-5M	1895.00	440	379
1945-5M	1945.00	450	389
2000-5M	2000.00	450	400
2050-5M	2050.00	450	410
2100-5M	2100.00	450	420
2160-5M	2160.00	450	432
2250-5M	2250.00	450	450
2350-5M	2350.00	450	470
2370-5M	2370.00	440	474
2460-5M	2460.00	450	492
2525-5M	2525.00	450	505
3025-5M	3025.00	450	605
3060-5M	3060.00	450	612
3255-5M	3255.00	240	651
3430-5M	3430.00	450	686
3660-5M	3660.00	450	732
3750-5M	3750.00	240	750
3770-5M	3770.00	440	754
3800-5M	3800.00	440	760
4260-5M	4260.00	450	852
5300-5M	5300.00	450	1060
7000-5M	7000.00	150	1400

Dimension of Synchronous Belt HTD-8M

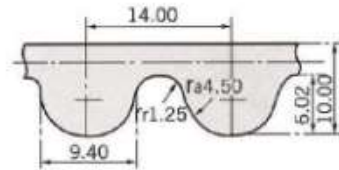


Type	Pitch Length (mm)	Sleeve Width (mm)	Teeth No.
184-8M	184.00	200	23
288-8M	288.00	450	36
320-8M	320.00	450	40
328-8M	328.00	200	41
336-8M	336.00	200	42
368-8M	368.00	450	46
376-8M	376.00	450	47
384-8M	384.00	450	48
400-8M	400.00	450	50
408-8M	408.00	450	51
416-8M	416.00	450	52
424-8M	424.00	450	53
440-8M	440.00	450	55
448-8M	448.00	450	56
472-8M	472.00	450	59
480-8M	480.00	450	60
512-8M	512.00	450	64
520-8M	520.00	450	65
536-8M	536.00	450	67
560-8M	560.00	450	70
568-8M	567.00	450	71
576-8M	576.00	450	72
584-8M	584.00	450	73
600-8M	600.00	450	75
608-8M	608.00	450	76
624-8M	624.00	450	78
632-8M	632.00	450	79
640-8M	640.00	450	80
656-8M	656.00	450	82
680-8M	680.00	450	85
688-8M	688.00	450	86
696-8M	696.00	450	87
712-8M	712.00	450	89
720-8M	720.00	450	90

Type	Pitch Length (mm)	Sleeve Width (mm)	Teeth No.
728-8M	728.00	450	91
760-8M	760.00	450	95
776-8M	776.00	450	97
792-8M	792.00	450	99
800-8M	800.00	450	100
816-8M	816.00	450	102
824-8M	824.00	450	103
840-8M	840.00	450	105
848-8M	848.00	450	106
856-8M	856.00	450	107
864-8M	864.00	450	108
872-8M	872.00	450	109
880-8M	880.00	450	110
896-8M	896.00	450	112
920-8M	920.00	450	115
928-8M	928.00	450	116
936-8M	936.00	450	117
944-8M	944.00	450	118
952-8M	952.00	450	119
960-8M	960.00	450	120
968-8M	968.00	450	121
976-8M	976.00	450	122
1000-8M	1000.00	450	125
1016-8M	1016.00	450	127
1040-8M	1040.00	450	130
1056-8M	1056.00	450	132
1064-8M	1064.00	450	133
1080-8M	1080.00	450	135
1088-8M	1088.00	450	136
1104-8M	1104.00	450	138
1112-8M	1112.00	450	139
1120-8M	1120.00	450	140
1128-8M	1128.00	450	141
1136-8M	1136.00	450	142

Dimension of Synchronous Belt

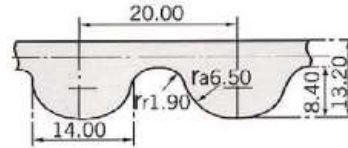
HTD-14M



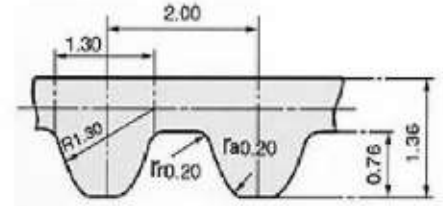
Type	Pitch Length (mm)	Sleeve Width (mm)	Teeth No.
966-14M	966.00	440	69
1036-14M	1036.00	200	74
1064-14M	1064.00	440	76
1092-14M	1092.00	440	78
1120-14M	1120.00	240	80
1148-14M	1148.00	440	82
1190-14M	1190.00	440	85
1246-14M	1246.00	440	89
1260-14M	1260.00	440	90
1288-14M	1288.00	440	92
1316-14M	1316.00	440	94
1344-14M	1344.00	440	96
1400-14M	1400.00	440	100
1414-14M	1414.00	440	101
1442-14M	1442.00	440	103
1456-14M	1456.00	440	104
1470-14M	1470.00	440	105
1484-14M	1484.00	440	106
1512-14M	1512.00	440	108
1540-14M	1540.00	440	110
1568-14M	1568.00	440	112
1610-14M	1610.00	440	115
1652-14M	1652.00	440	118
1750-14M	1750.00	440	125
1764-14M	1764.00	440	126
1778-14M	1778.00	440	127
1806-14M	1806.00	240	129
1820-14M	1820.00	440	130
1890-14M	1890.00	440	135
1932-14M	1932.00	440	138
1946-14M	1946.00	440	139
1960-14M	1960.00	440	140
2002-14M	2002.00	440	143
2100-14M	2100.00	440	150

Type	Pitch Length (mm)	Sleeve Width (mm)	Teeth No.
1240-14M	2240.00	200	160
1310-14M	2310.00	440	165
1450-14M	2450.00	440	175
1590-14M	2590.00	440	185
1800-14M	2800.00	440	200
1108-14M	3108.00	240	222
1150-14M	3150.00	430	225
1304-14M	3304.00	430	236
1360-14M	3360.00	430	240
1500-14M	3500.00	430	250
1850-14M	3850.00	430	275
1326-14M	4326.00	180	309
1536-14M	4536.00	430	324
1578-14M	4578.00	220	327
1760-14M	4760.00	220	340
1956-14M	4956.00	430	354
1040-14M	5040.00	430	360
1160-14M	6160.00	430	440
1860-14M	6860.00	430	490

Dimension of Synchronous Belt HTD-20M

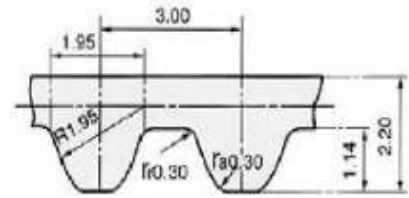


Type	Pitch Length (mm)	Sleeve Width (mm)	Teeth No.
2000-20M	2000.00	430	100
2140-20M	2140.00	430	107
2500-20M	2500.00	430	125
3200-20M	3200.00	250	160
3220-20M	3220.00	250	161
3400-20M	3400.00	430	170
4200-20M	4200.00	330	210
4600-20M	4600.00	430	230
5000-20M	5000.00	450	250
5200-20M	5200.00	430	300
5500-20M	5500.00	430	275
6000-20M	6000.00	430	300
6560-20M	6560.00	430	328



Type	Pitch Length (mm)	Sleeve Width (mm)	Teeth No.
S2M-60	60.00	60	30
S2M-80	80.00	160	40
S2M-96	96.00	100	48
S2M-110	110.00	100	55
S2M-120	120.00	160	60
S2M-128	128.00	160	64
S2M-130	130.00	200	65
S2M-132	132.00	160	66
S2M-134	134.00	200	67
S2M-138	138.00	160	69
S2M-146	146.00	160	73
S2M-152	152.00	200	76
S2M-158	158.00		79
S2M-160	160.00	200	80
S2M-168	168.00	200	84
S2M-180	180.00	200	90
S2M-182	182.00	160	91
S2M-184	184.00	200	92
S2M-186	186.00	200	93
S2M-192	192.00	200	96
S2M-194	194.00	160	97
S2M-200	200.00	200	100
S2M-202	202.00	200	101
S2M-204	204.00	200	102
S2M-224	224.00	200	112
S2M-234	234.00	200	117
S2M-236	236.00	200	118
S2M-240	240.00	200	120
S2M-250	250.00	200	125

Dimension of Synchronous Belt STPD/STS-S3M



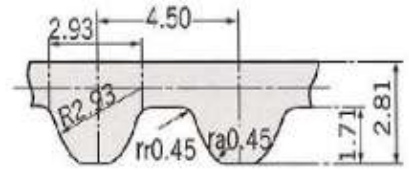
Type	Pitch Length (mm)	Sleeve Width (mm)	Teeth No.
S3M-120	120.00	100	40
S3M-129	129.00	160	43
S3M-144	144.00	160	48
S3M-150	150.00	160	50
S3M-156	156.00	200	52
S3M-162	162.00	200	54
S3M-165	165.00	160	55
S3M-171	171.00	200	57
S3M-174	174.00	150	58
S3M-177	177.00	200	59
S3M-180	180.00	200	60
S3M-186	186.00	200	62
S3M-189	189.00	200	63
S3M-192	192.00	200	64
S3M-201	201.00	200	67
S3M-204	204.00	200	68
S3M-207	207.00	200	69
S3M-210	210.00	200	70
S3M-213	213.00	200	71
S3M-219	219.00	200	73
S3M-222	222.00	200	74
S3M-225	225.00	200	75
S3M-231	231.00	200	77
S3M-234	234.00	200	78
S3M-237	237.00	450	79
S3M-240	240.00	200	80
S3M-246	246.00	450	82
S3M-249	249.00	200	83
S3M-252	252.00	450	84

Type	Pitch Length (mm)	Sleeve Width (mm)	Teeth No.
S3M-291	291.00	450	97
S3M-294	294.00	450	98
S3M-297	297.00	450	99
S3M-300	300.00	450	100
S3M-312	312.00	450	104
S3M-318	318.00	450	106
S3M-321	321.00	450	107
S3M-327	327.00	450	109
S3M-333	333.00	450	111
S3M-339	339.00	200	113
S3M-345	345.00	450	115
S3M-351	351.00	450	117
S3M-357	357.00	450	119
S3M-360	360.00	450	120
S3M-363	363.00	450	121
S3M-369	369.00	450	123
S3M-384	384.00	450	128
S3M-405	405.00	450	135
S3M-408	408.00	160	136
S3M-420	420.00	450	140
S3M-432	462.00	450	144
S3M-447	447.00	200	149
S3M-453	453.00	450	151
S3M-459	459.00		153
S3M-468	468.00	450	156
S3M-486	486.00	450	162
S3M-501	501.00	450	167
S3M-504	504.00	450	168
S3M-507	507.00	450	169

Type	Pitch Length (mm)	Sleeve Width (mm)	Teeth No.
S3M-600	600.00		200
S3M-606	606.00	450	202
S3M-621	621.00	450	207
S3M-633	633.00	200	211
S3M-636	636.00	200	212
S3M-651	651.00	450	217
S3M-657	657.00	450	219
S3M-660	660.00	200	220
S3M-666	666.00	450	222
S3M-681	681.00		227
S3M-690	690.00	450	230
S3M-699	699.00	450	233
S3M-714	714.00	200	238
S3M-750	750.00	450	240
S3M-765	765.00		255
S3M-789	789.00		263
S3M-804	804.00		268
S3M-810	810.00		270
S3M-894	894.00	450	298
S3M-900	900.00		300
S3M-1005	1005.00		335
S3M-1050	1050.00	450	350
S3M-1125	1125.00	450	375
S3M-1260	1260.00		420
S3M-1422	1422.00	450	474
S3M-1596	1596.00	450	532
S3M-1800	1800.00		600
S3M-4395	4395.00	450	1465
S3M-4704	4704.00	450	1568
S3M-6510	6510.00	450	2170
S3M-666	666.00	450	222
S3M-681	681.00		227
S3M-690	690.00	450	230
S3M-699	699.00	450	233
S3M-714	714.00	200	238
S3M-750	750.00	450	240
S3M-765	765.00		255
S3M-789	789.00		263
S3M-804	804.00		268

Type	Pitch Length (mm)	Sleeve Width (mm)	Teeth No.
S3M-1050	1050.00	450	350
S3M-1125	1125.00	450	375
S3M-1260	1260.00		420
S3M-1422	1422.00	450	474
S3M-1596	1596.00	450	532
S3M-1800	1800.00		600
S3M-4395	4395.00	450	1465
S3M-4704	4704.00	450	1568
S3M-6510	6510.00	450	2170

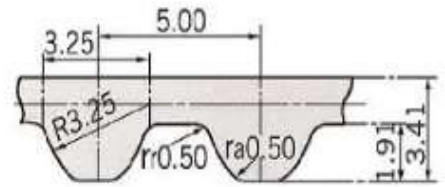
Dimension of synchronous belt STPD/STS-S4.5



Type	Pitch Length (mm)	Sleeve Width (mm)	Teeth No.
S4.5M-162	162.00		36
S4.5M-180	180.00	100	40
S4.5M-198	198.00		44
S4.5M-203	203.00		45
S4.5M-225	225.00		50
S4.5M-239	239.00	200	53
S4.5M-252	252.00	200	56
S4.5M-275	275.00	200	61
S4.5M-279	279.00	200	62
S4.5M-284	284.00	200	63
S4.5M-297	297.00	200	66
S4.5M-315	315.00	120	70
S4.5M-329	329.00		73
S4.5M-333	333.00	450	74
S4.5M-338	338.00	200	75
S4.5M-342	342.00	450	76
S4.5M-347	347.00		77
S4.5M-351	351.00	450	78
S4.5M-360	360.00	160	80
S4.5M-369	369.00	450	82
S4.5M-382	382.00	450	84
S4.5M-387	387.00		86
S4.5M-396	396.00	450	88
S4.5M-414	414.00	450	92
S4.5M-437	437.00	100	97
S4.5M-441	441.00		98
S4.5M-450	450.00	450	100
S4.5M-468	468.00		104
S4.5M-486	486.00	450	108

Type	Pitch Length (mm)	Sleeve Width (mm)	Teeth No.
S4.5M-567	567.00		126
S4.5M-612	612.00		136
S4.5M-617	617.00		137
S4.5M-630	630.00		140
S4.5M-653	653.00	450	145
S4.5M-675	675.00		150
S4.5M-711	711.00	450	158
S4.5M-801	801.00		178
S4.5M-864	864.00	450	192
S4.5M-905	905.00	450	201
S4.5M-1031	1031.00		229

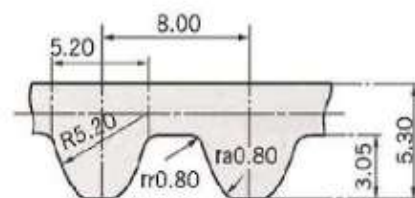
Dimension of Synchronous Belt STPD/STS-S5M



Type	Pitch Length (mm)	Sleeve Width (mm)	Teeth No.
S5M-150	150.00	160	30
S5M-200	200.00	200	40
S5M-255	255.00	200	51
S5M-285	285.00	450	57
S5M-295	295.00	200	59
S5M-320	320.00	450	64
S5M-325	325.00	200	65
S5M-345	345.00	450	69
S5M-350	350.00	450	70
S5M-375	375.00	450	75
S5M-390	390.00	450	78
S5M-400	400.00	450	80
S5M-410	410.00	450	82
S5M-425	425.00	450	85
S5M-435	435.00	450	87
S5M-450	450.00	450	90
S5M-475	475.00	450	95
S5M-490	490.00	450	98
S5M-500	500.00	450	100
S5M-520	520.00	450	104
S5M-525	525.00	450	105
S5M-560	560.00	450	112
S5M-575	575.00	450	115
S5M-600	600.00		120
S5M-625	625.00	450	125
S5M-650	650.00	450	130
S5M-665	665.00	450	133
S5M-670	670.00	450	134
S5M-675	675.00		135

Type	Pitch Length (mm)	Sleeve Width (mm)	Teeth No.
S5M-800	800.00	450	160
S5M-810	810.00	450	162
S5M-825	825.00	450	165
S5M-830	830.00	450	166
S5M-850	850.00	450	170
S5M-900	900.00	450	180
S5M-935	935.00	450	187
S5M-950	950.00	450	190
S5M-975	975.00	450	195
S5M-1000	1000.00	450	200
S5M-1050	1050.00	450	210
S5M-1125	1125.00		225
S5M-1225	1225.00	450	245
S5M-1270	1270.00	450	254
S5M-1350	1350.00		270
S5M-1420	1420.00		284
S5M-1800	1800.00	250	360
S5M-2000	2000.00	450	400
S5M-2350	2350.00	450	470
S5M-4000	4000.00	450	800

Dimension of Synchronous Belt STPD/STS-S8M



Type	Pitch Length (mm)	Sleeve Width (mm)	Teeth No.
S8M-376	376	450	47
S8M-384	384	450	48
S8M-392	392	450	49
S8M-440	440	450	55
S8M-480	480	450	60
S8M-496	496	450	62
S8M-512	512	450	64
S8M-520	520	450	65
S8M-528	528	450	66
S8M-560	560	450	70
S8M-584	584	450	73
S8M-600	600	450	75
S8M-632	632	450	79
S8M-640	640	450	80
S8M-656	656	450	82
S8M-680	680	450	85
S8M-688	688	450	86
S8M-712	712	450	89
S8M-720	720	450	90
S8M-760	760	450	95
S8M-768	768	450	96
S8M-784	784	450	98
S8M-800	800	450	100
S8M-824	824	450	103
S8M-840	840	450	105
S8M-848	848	200	106
S8M-864	864	450	108
S8M-880	880	450	110

Type	Pitch Length (mm)	Sleeve Width (mm)	Teeth No.
S8M-976	976	450	122
S8M-984	984	450	123
S8M-1000	1000	450	125
S8M-1032	1032	450	129
S8M-1040	1040	200	130
S8M-1056	1056	450	132
S8M-1064	1064	450	133
S8M-1080	1080	450	135
S8M-1096	1096	450	137
S8M-1104	1104	450	138
S8M-1120	1120	450	140
S8M-1152	1152	450	144
S8M-1136	1136	450	142
S8M-1160	1160	200	145
S8M-1168	1168	450	146
S8M-1184	1184	450	148
S8M-1192	1192	450	149
S8M-1200	1200	450	150
S8M-1208	1208	450	151
S8M-1216	1216	450	152
S8M-1224	1224	450	153
S8M-1240	1240	450	155
S8M-1248	1248	450	156
S8M-1256	1256	450	157
S8M-1264	1264	450	158
S8M-1280	1280	200	160
S8M-1296	1296	450	162
S8M-1304	1304	450	163

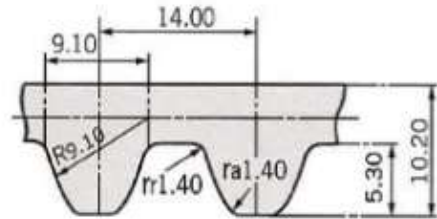
تسمه های سری SM

Type	Pitch Length (mm)	Sleeve Width (mm)	Teeth No.
S8M-1384	1384	450	173
S8M-1392	1392	450	174
S8M-1400	1400	450	175
S8M-1432	1432	450	179
S8M-1440	1440	450	180
S8M-1512	1512	450	189
S8M-1528	1528	450	191
S8M-1536	1536	450	192
S8M-1544	1544	450	193
S8M-1600	1600	450	200
S8M-1624	1624	450	203
S8M-1648	1648	450	206
S8M-1672	1672	450	209
S8M-1680	1680	450	210
S8M-1696	1696	450	212
S8M-1728	1728	200	216
S8M-1760	1760	200	220
S8M-1800	1800	450	225
S8M-1912	1912	450	239
S8M-2000	2000	450	250
S8M-2024	2024	450	253
S8M-2032	2032	450	254
S8M-2120	2120	440	256
S8M-2240	2240	190	280
S8M-2304	2304	450	288
S8M-2400	2400	450	300
S8M-2432	2432	450	304
S8M-2496	2496	190	312
S8M-2536	2536	180	317
S8M-2560	2560	250	320
S8M-2600	2600	450	325
S8M-2800	2800	450	350
S8M-3000	3000	440	375
S8M-3200	3200	450	400
S8M-3720	3720	250	465
S8M-4000	4000	450	500
S8M-4680	4680	450	585
S8M-6640	6640	250	830
S8M-1624	1624	450	203
S8M-1648	1648	450	206
S8M-1672	1672	450	209
S8M-1680	1680	450	210
S8M-1696	1696	450	212

Type	Pitch Length (mm)	Sleeve Width (mm)	Teeth No.
S8M-	1728	200	216
S8M-	1760	200	220
S8M-	1800	450	225
S8M-	1912	450	239
S8M-	2000	450	250
S8M-	2024	450	253
S8M-	2032	450	254
S8M-	2120	440	256
S8M-	2240	190	280
S8M-	2304	450	288
S8M-	2400	450	300
S8M-	2432	450	304
S8M-	2496	190	312
S8M-	2536	180	317
S8M-	2560	250	320
S8M-	2600	450	325
S8M-	2800	450	350
S8M-	3000	440	375
S8M-	3200	450	400
S8M-	3720	250	465
S8M-	4000	450	500
S8M-	4680	450	585
S8M-	6640	250	830

Dimension of Synchronous Belt

STPD/STS-S14M



Type	Pitch Length (mm)	Sleeve Width (mm)	Teeth No.
S14M-	714.00	440	51
S14M-	1008.00	440	72
S14M-	1036.00	440	74
S14M-	1120.00	440	80
S14M-	1190.00	440	85
S14M-	1246.00	440	89
S14M-	1400.00	440	100
S14M-	1540.00	440	110
S14M-	1610.00	440	115
S14M-	1624.00	440	116
S14M-	1652.00	440	118
S14M-	1750.00	440	125
S14M-	1806.00	440	129
S14M-	1890.00	440	135
S14M-	1904.00		136
S14M-	1960.00	240	140
S14M-	2002.00	440	143
S14M-	2100.00	440	150
S14M-	2198.00	440	157
S14M-	2240.00	440	160
S14M-	2310.00		165
S14M-	2380.00	440	170
S14M-	2450.00	440	175
S14M-	2506.00		179
S14M-	2590.00	440	185
S14M-	2660.00	440	190
S14M-	2800.00	440	200
S14M-	2814.00	440	201